

Voice

Created: Wednesday, 17 August 2011 09:21 | Published: Wednesday, 17 August 2011 09:21 | Written by [Super User](#) | [Print](#)

What is Voice?



This is a form of verb that shows whether the subject of a sentence performs the action or is affected by it. There are 2 special forms for verbs. These are called voice.

1. Active Voice 2. Passive Voice

	subject	verb	object
active	Everybody	drinks	water.
passive	Water	is drunk	by everybody.

Active Voice



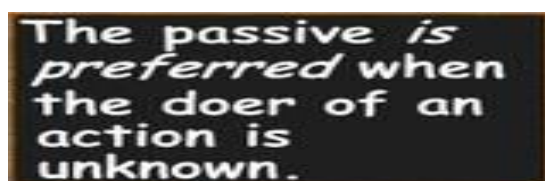
The Active Voice is the normal voice which is used most of the times. Here the object receives the action of the word. It shows that the person or thing denoted by the subject does something. It is called the active voice because the person denoted by the subject acts. Sentences in active voice are short.



Example:

- Dogs eat meat.
- Sarah plays the guitar.
- Deanna killed an ant.

Passive Voice



Passive Voice is less usual. Here the subject receives the action of the verb. A verb is in passive voice when its form shows that

some thing is done to the person or thing denoted by the subject. This thing is passive, that is suffers or receives some action.

Example:



- **Meat is eaten by dogs.**
- **The guitar is played by Sarah.**
- **An ant was killed by Deanna.**

Change from Active to Passive Voice.

When we change a sentence from Active Voice to Passive Voice, the tense of the verb remains the same.

Example:

- Rita wrote a letter.
- **A letter was written by Rita.**
- Someone must have stolen the bracelet.
- **The bracelet was stolen by someone.**

 ACTIVE	 PASSIVE
Subject is <i>doing</i> the acting.	Subject is <i>being acted upon</i> , receiving the action.

To change a sentence fro active to passive voice:

1. Move the active sentence's direct object into the sentence's subject slot.

- **Nita sent a parcel** **A parcel**
- Direct object  Subject

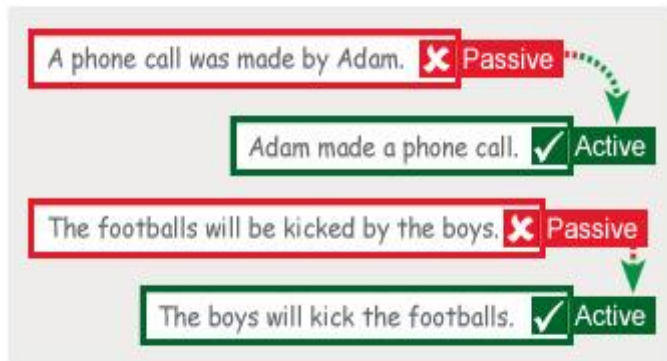
2. Place the active sentence's subject into a phrase beginning with the preposition by

- **Nita sent a parcel** **A parcel was sent by Nita**
- Subject  Prepositional phrase

3. Add a form of auxiliary verb to the main verb's form.

- **Nita sent a parcel** **The parcel was sent by Nita.**
- Verb  Verb + be auxiliary

Change from Passive to Active Voice.



To change passive voice to active voice the subject of the sentence must be recognized and then the sentence should be rewritten so that the subject is before the object.

Example:

1. Reading is enjoyed by Lata.


- **Lata enjoyed reading.**

2. The house was destroyed by fire.

- **Fire destroyed the house.**

When we change a passive sentence to an active sentence we should

1. Move the passive sentence's subject into the active sentence's direct slot.



2. Remove the auxiliary verb be from the main verb and change the verb's form if necessary.



3. Place the passive sentence's object of the preposition by into the subject slot.



Want to know more about voice? [Click here](#) to schedule a live help with an eTutor!

About eAge Tutoring:

eAgeTutor.com is the premium online tutoring provider. Using materials developed by highly qualified educators and leading content developers, a team of top-notch software experts, and a group of passionate educators, eAgeTutor works to ensure the success and satisfaction of all of its students.

[Contact us](#) today to learn more about our guaranteed results and discuss how we can help make the dreams of the student in your life come true!

Reference Links:

- http://en.wikipedia.org/wiki/Determiner_%28linguistics%29
- <http://www.youtube.com/watch?v=-T4xw5C74Ps>
- <http://www.englishclub.com/grammar/verbs-voice.htm>
- <http://grammar.about.com/od/tz/g/verb.htm>
- <http://www.towson.edu/ows/activepass.htm>

Category:ROOT

[Joomla SEF URLs by Artio](#)