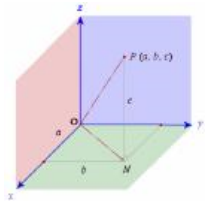


Shortest Distance between two lines

Created: Wednesday, 23 November 2011 10:26 | Published: Wednesday, 23 November 2011 10:26 | Written by [Super User](#) | [Print](#)

Shortest Distance (Introduction)



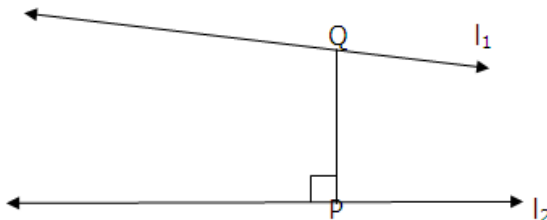
If two lines intersect in space at a point, then the shortest distance between them is zero. If two lines in space

are parallel, then the shortest distance between them will be the perpendicular distance which means that the length of perpendicular drawn from a point on one line onto to the other line. If the lines are neither intersecting nor parallel then the shortest distance is the perpendicular distance between them.

Skew Lines

The lines which are neither intersecting nor parallel are called [skew lines](#). Such pair of lines are non-coplanar. For skew lines, the line of shortest distance will be perpendicular to both the lines.

Distance between two skew lines



Vector Form: If $\vec{r} = \vec{a}_1 + \lambda \vec{b}_1$ and $\vec{r} = \vec{a}_2 + \mu \vec{b}_2$ are the vector equations of two lines then, the [shortest distance](#) between them is given by

$$d = \left| \frac{(\vec{b}_1 \times \vec{b}_2) \cdot (\vec{a}_2 - \vec{a}_1)}{|\vec{b}_1 \times \vec{b}_2|} \right|$$

$$\text{If } \frac{x-x_1}{a_1} = \frac{y-y_1}{b_1} = \frac{z-z_1}{c_1}$$

$$\text{Cartesian Form: } \frac{x-x_2}{a_2} = \frac{y-y_2}{b_2} = \frac{z-z_2}{c_2}$$

are the Cartesian equations of two lines, then the shortest distance between them is given by

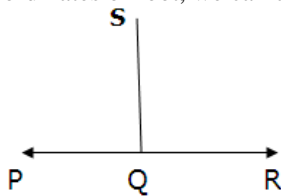
$$d = \frac{\begin{vmatrix} x_2 - x_1 & y_2 - y_1 & z_2 - z_1 \\ a_1 & b_1 & c_1 \\ a_2 & b_2 & c_2 \end{vmatrix}}{\sqrt{(b_1 c_2 - b_2 c_1)^2 + c_1 a_2 - c_2 a_1)^2 + (a_1 b_2 - a_2 b_1)^2}}$$

Distance between parallel lines

If $\vec{r} = \vec{a}_1 + \lambda \vec{b}$ and $\vec{r} = \vec{a}_2 + \mu \vec{b}$ are the vector equations of two [parallel lines](#) then shortest distance between them is given by

Perpendicular distance of a point from a line

For finding the perpendicular distance of a point from a line, first we have to find the coordinates of the foot of perpendicular. After getting the coordinates of foot, we can calculate the distance using [distance formula](#).



A.

In the adjoining figure, first we have to find the coordinates of Q. We know 'S', using the coordinates of Q and S we can find the distance QS [Distance formula]

Example: Find the shortest distance between the lines

$$\vec{r} = \hat{i} + 2\hat{j} - 4\hat{k} + \lambda (2\hat{i} + 3\hat{j} + 6\hat{k})$$

$$\vec{r} = 3\hat{i} + 3\hat{j} - 5\hat{k} + \mu (2\hat{i} + 3\hat{j} + 6\hat{k})$$

Solution: The given lines are parallel, so $a_1 = \hat{i} + 2\hat{j} - 4\hat{k}$, $a_2 = 3\hat{i} + 3\hat{j} - 5\hat{k}$ and $b = 2\hat{i} + 3\hat{j} + 6\hat{k}$

$$\begin{aligned} d &= \frac{\begin{vmatrix} \hat{i} & \hat{j} & \hat{k} \\ 2 & 3 & 6 \\ 2 & 1 & -1 \end{vmatrix}}{\sqrt{4+9+36}} \\ &= \frac{|-9\hat{i} + 14\hat{j} - 4\hat{k}|}{\sqrt{49}} \\ &= \frac{\sqrt{293}}{\sqrt{49}} \\ \text{Hence,} \\ &= \frac{\sqrt{293}}{7} \text{ units} \end{aligned}$$

Now try it yourself! Should you still need any help, [click here](#) to schedule live online session with e Tutor!

About eAge Tutoring:

eAgeTutor.com is the premium online tutoring provider. Using materials developed by highly qualified educators and leading content developers, a team of top-notch software experts, and a group of passionate educators, eAgeTutor works to ensure the success and satisfaction of all of its students.

[Contact us](#) today to learn more about our tutoring programs and discuss how we can help make the dreams of the student in your life come true!

Reference Links:

- http://en.wikipedia.org/wiki/Skew_lines
- <http://www.netcomuk.co.uk/~jenolive/skew.html>
- <http://en.wikipedia.org/wiki/Distance>
- http://en.wikipedia.org/wiki/Parallel_%28geometry%29#Distance_between_two_parallel_lines

Category:ROOT

[Joomla SEF URLs by Artio](#)