


ROTATIONAL SYMMETRY

Created: Monday, 12 September 2011 07:17 | Published: Monday, 12 September 2011 07:17 | Written by [Super User](#) | [Print](#)

Introduction



When an object rotates in the clockwise direction that is in the direction of motion of hands of a clock, rotation is called clockwise rotation; otherwise it is called anti clockwise rotation.

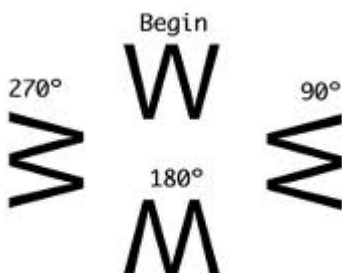


The angle through which an object rotates or turns about a fixed point is known as the [angle of rotation](#).

A figure is said to have [rotational symmetry](#) if it fits onto itself more than once during a full turn that is rotation through 360° .

Order of Rotational Symmetry

The number of times a figure fits onto itself in one full turn is called the [order of rotational symmetry](#).



If we rotate a figure through 90° in clockwise direction and the same figure is rotated through 270° in anticlockwise direction both the above cases are equivalent.

Same way, if a figure is rotated through 180° in clockwise direction is the same as rotating it through 180° in anticlockwise direction that is 180° rotation in clockwise direction = 180° rotation in anticlockwise direction.

Now we will discuss the rotational symmetry for [square](#) in detail:

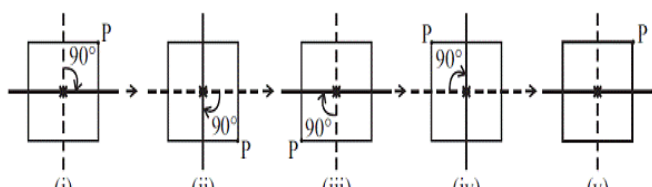


Figure (i) is the initial position. Then it is rotated by 90° about

the centre which leads to figure (ii). Note the position of P now.

Now we again rotate through 90° and get figure (iii). In this way, when we complete four quarter-turns, the square reaches its original position. It now looks the same as (i). This can be seen with the help of the positions taken by P.

Thus a square has a rotational symmetry of order 4 about its centre. In this case,

- (i) [The centre of rotation](#) is the centre of the square.
- (ii) The angle of rotation is 90° .
- (iii) The direction of rotation is clockwise.
- (iv) The order of rotational symmetry is 4.

Let's note the Center of rotation and order of rotational symmetry for the following figures:

1. Rectangle:

Center of rotation – Intersection of Diagonals
Order of Rotational Symmetry – 2

2. Equilateral Triangle:

Center of rotation – Centroid
Order of Rotational Symmetry – 3

3. Regular Hexagon:

Center of rotation – Center of the hexagon
Order of Rotational Symmetry – 6

4. Circle:

Center of rotation – Center
Order of Rotational Symmetry – Unlimited

5. Parallelogram:

Center of rotation – Intersection of Diagonals
Order of Rotational Symmetry – 2

6. Rhombus:

Center of rotation – Intersection of Diagonals

Try it yourself:



1. Which of the following shapes have rotational symmetry about the marked point?

Now try it yourself! Should you still need any help, [click here](#) to schedule live online session with e Tutor!

About eAge Tutoring:

eAgeTutor.com is the premium online tutoring provider. Using materials developed by highly qualified educators and leading content developers, a team of top-notch software experts, and a group of passionate educators, eAgeTutor works to ensure the success and satisfaction of all of its students.

Contact us today to learn more about our tutoring programs and discuss how we can help make the dreams of the student in your life come true!

Reference Links:

- http://en.wikipedia.org/wiki/Angle_of_rotation
- http://en.wikipedia.org/wiki/Rotational_symmetry
- http://wiki.answers.com/Q/How_many_order_of_rotational_symmetry_does_a_heptagon_have
- http://wiki.answers.com/Q/If_a_square_has_rotational_symmetry_what_is_the_angle_of_rotation
- <http://www.answers.com/topic/center-of-rotation>

Category:ROOT

[Joomla SEF URLs by Artio](#)