

Transport Across The Membrane

Created: Monday, 09 May 2011 13:40 | Published: Monday, 09 May 2011 13:40 | Written by [Super User](#) | [Print](#)

Cell Membrane

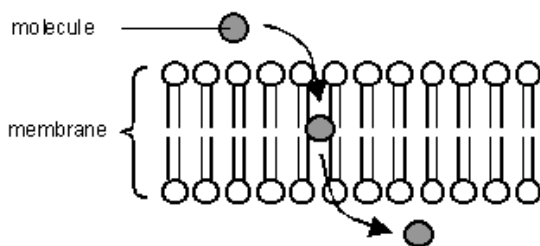
[Cell membranes](#) are a barrier to many substances, and these membranes allow materials to be concentrated inside cells or simply separated the cell from the outside environment. This compartmentalization is essential for life, because it induces. Eukaryotic cells can also compartmentalize materials inside organelles. In fact materials need to move in and out of the cell and it has some methods to allow substances to get in or get out of the cells.

The transport methods are

1. Simple Diffusion
2. Osmosis
3. Facilitated Diffusion
4. Active Transport
5. Vesicles

Cell Transport

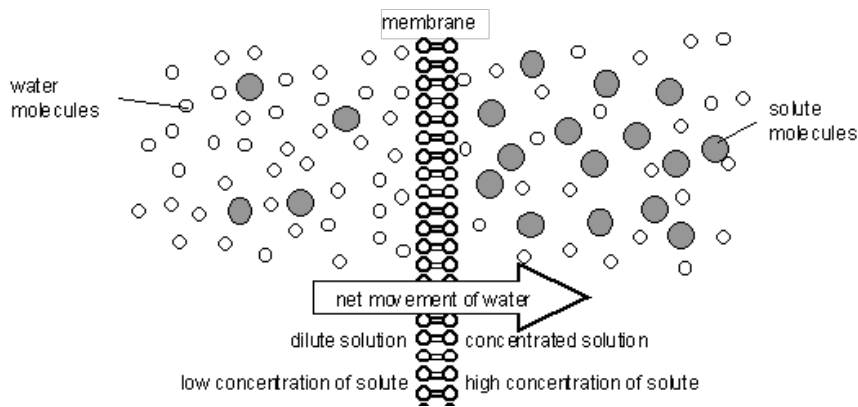
1. Simple Diffusion



Some substances can diffuse directly into the cell membrane through its main part - the lipid bi layer. Steroids are tiny molecules like oxygen. The membrane is not a barrier to these molecules. Cell cannot control the Lipid diffusion.

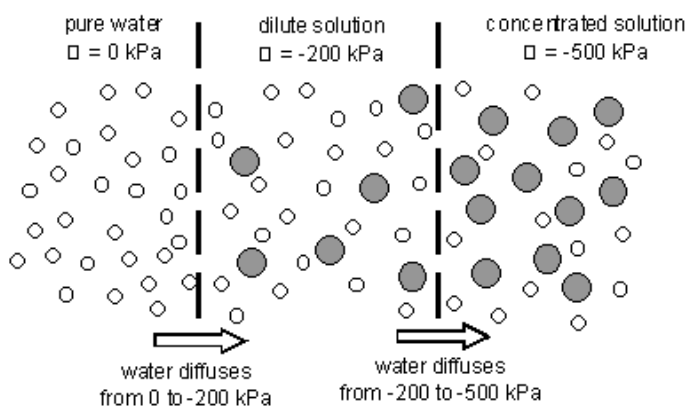
2. Osmosis

Diffusion of water across a membrane is termed as [Osmosis](#). It is exactly like lipid diffusion only but it is specially termed as osmosis because water is abundant in the cells and important as well. Water molecules can diffuse freely across a membrane, but always down their concentration gradient, so water therefore diffuses from a dilute solution that is low concentration solute to a concentrated solution that is high concentrated solute.



Water Potential

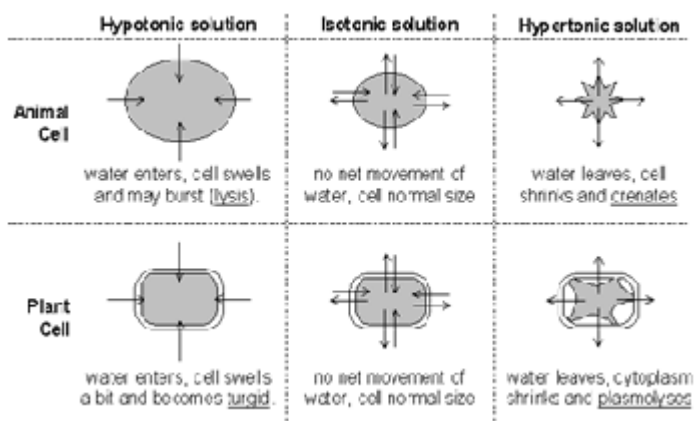
Osmosis can be quantified using water potential. The water movement and the speed of the water movement can be easily monitored. [Water potential](#) is a measure of the water molecule potential for movement in a solution. Pressure is the unit with which the water can be measured. The water always moves by osmosis from less negative potential to more negative water potential.



Osmosis

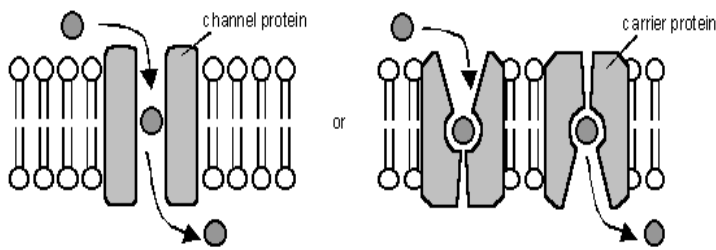
The concentration of the solution that surrounds a cell will affect the state of the cell, due to osmosis. There are three types of concentrations of solution are noted.

- [Isotonic](#) solution - a solution equals the concentration of a cell
- Hypertonic solution - a solution of higher concentration than a cell
- Hypotonic solution - a solution of lower concentration than a cell



The effects of the solutions on cells

3. Facilitated Diffusion



4. Active Transport (or Pumping)

Do you know how to draw active transport?

Want to know more about “Cell Membranes”? [Click here](#) to schedule live help from a certified tutor!

About eAge Tutoring

eAgeTutor.com is the premium online tutoring provider. Using materials developed by highly qualified educators and leading content developers, a team of top-notch software experts, and a group of passionate educators, eAgeTutor works to ensure the success and satisfaction of all of its students.

[Contact us](#) today to learn more about our guaranteed results and discuss how we can help make the dreams of the student in your life come true!

Reference Links:

- <http://en.wikipedia.org/wiki/Osmosis>
- <http://en.wikipedia.org/wiki/Diffusion>
- http://en.wikipedia.org/wiki/Active_transport
- <http://www.youtube.com/watch?v=qucTUoHAeuY&feature=related>

Category:ROOT

[Joomla SEF URLs by Artio](#)